

ಕನ್ನಡಮತ್ತುಸಂಸ್ಕೃತಿಇಲಾಖೆ  
Department of Kannada & Culture  
ಕಲಾವಿದರಿಗೆರೈಲ್ವೆಯಾಯಿತಿಪತ್ರಕ್ಕಾಗಿಅರ್ಜಿ  
Application For Railway Concession Letter For Artists

Step 1: Go to [sevasindhu.karnataka.gov.in](http://sevasindhu.karnataka.gov.in) website and click on **Departments & Services**

The screenshot shows the homepage of the Seva Sindhu Government of Karnataka. The header includes the state emblem and the name of the government in Kannada and English. Below the header, there are portraits of the Chief Minister (Sri. B.S. Yediyurappa) and the Minister of Primary & Secondary Education and Sakala (Sri. S. Suresh Kumar). A navigation menu is present, with 'DEPARTMENTS & SERVICES' highlighted. A search bar is also visible. Below the menu, there is a grid of department links, including Agricultural Marketing Department, Bangalore Electricity Supply Company, Cauvery Niravari Nigam Limited, Animal Husbandry and Veterinary Service, Bangalore Metropolitan Transport Corporation, Chamundeshwari Electricity Supply Company Limited, Ayush Department, Bangalore North University, Chief Minister Relief Fund, Backward Classes Welfare Department, Bruhat Bengaluru Mahanagara Palike (BBMP), and Collegiate Education.

Step 2: Click on **Kannada & Culture Department** and select **Application for Railway Concession letter for Artists**. Alternatively, you can search for Application for Railway concession letter for Artists in the **search option**.

The screenshot shows the 'Kannada & Culture Department' page on the Seva Sindhu website. The 'DEPARTMENTS & SERVICES' menu item is highlighted. Below the menu, there is a search bar and a grid of department links. The 'Kannada & Culture Department' link is selected, and the page content is displayed. The 'Application for Railway Concession Letter For Artists' link is highlighted. The search bar is also highlighted with a red circle. The page content includes a list of services, such as Prayojane\_Sponsoring artist groups, Application for Dhanasahaya Scheme for artists to conduct art exhibitions, Dhanasahaya Scheme towards purchase of Costumes and Musical Instruments, Application for Dhanasahaya Scheme for Cultural Societies and Trusts, Dhanasahaya Scheme towards financial support for Ph.D (Kannada) and M.Phil (Kannada) graduates, and Application for Booking Navana Auditorium.

### Step 3 : Click on Apply online

**Application For Railway Concession Letter For Artists**

**Eligibility:** The date of travel must be at least 15 days from the current date

**Supporting Document:**

- 1) Invitation Letter
- 2) Group photo

**Application Fee :** Rs 30

**Service Charge (Free for Online Submission) :** Rs 30

**Delivery Time (Days) :** 3

**Procedure for applying:**

- a) Application submission (Online, B1/K1 centres, CSC centres)
- b) The application is routed to the Caseworker at the respective district
- c) Verification by the Caseworker. Recommendations of the Caseworker are sent to the Assistant Director for review
- d) Verification by the Assistant Director. Approve or reject the application request

[Apply Online](#)

### Step 4: Enter the username, password/OTP, captcha and click on Log In button

9611106670

..... GET OTP

153836

153836

[LOG IN](#)

[Forgot Password ?](#)

[Don't have an account? Register HERE](#)

Activate Windows  
Go to Settings to activate Windows.

## Step 5: Fill the Applicant Details

The screenshot shows the 'Applicant Details' section of the ServicePlus application form. The form is titled 'ಕಲಾವಿದರ ರೈಲ್ವೆ ಪ್ರಯಾಣ ಭತ್ಯೆಗೆ ಅರ್ಜಿ ನಮೂನೆ' (Railway Travel Allowance Application Form for Artists). The form is divided into three main sections: 'ಅರ್ಜಿದಾರರ ವಿವರ' (Applicant Details), 'ಕಾರ್ಯಕ್ರಮದ ವಿವರ' (Event Details), and 'ವಿಳಾಸ' (Address).

**ಅರ್ಜಿದಾರರ ವಿವರ**

ಅರ್ಜಿದಾರರ ಹೆಸರು *	Kavya G D	ಯಾವ ಕಲೆಯ ಪ್ರದರ್ಶನ ಮಾಡುತ್ತೀರಿ *	bharatanatyam
ಸಂಸ್ಥೆಯ ಹೆಸರು	Kalavida	ಮೊಬೈಲ್ ಸಂಖ್ಯೆ *	9787978789

**ಕಾರ್ಯಕ್ರಮದ ವಿವರ**

ಕಾರ್ಯಕ್ರಮದ ಸ್ಥಳ *	Bangalore	ಕಾರ್ಯಕ್ರಮದ ಪ್ರಾರಂಭ ದಿನಾಂಕ *	20/05/2021
ಆಹ್ವಾನಿಸಿರುವ ಸಂಸ್ಥೆಯ ಹೆಸರು *	SPB	ಕಾರ್ಯಕ್ರಮ ಮುಕ್ತಾಯ ದಿನಾಂಕ *	28/05/2021

**ವಿಳಾಸ**

ಅರ್ಜಿದಾರರ / ಸಂಸ್ಥೆಯ ಸಂಪೂರ್ಣ ವಿಳಾಸ	ಆಹ್ವಾನಿಸಿರುವ ಸಂಸ್ಥೆಯ ಸಂಪೂರ್ಣ ವಿಳಾಸ
ವಿಳಾಸ ಸಾಲು 1 *	ವಿಳಾಸ ಸಾಲು 1 *
18 cross marenahalli	SPB, Bangalore

## Step 6: Verify the details. If details are correct, enter the Captcha & Submit

The screenshot shows the 'Verify the details' section of the ServicePlus application form. The form is titled 'ಪ್ರಯಾಣಿಸುವವರ ವಿವರ' (Traveler Details). The form is divided into two main sections: 'ಪ್ರಯಾಣಿಕರ ವಿವರಗಳು' (Traveler Details) and 'Word verification'.

**ಪ್ರಯಾಣಿಕರ ವಿವರಗಳು \***

ಹೆಸರು *	ಲಿಂಗ	ವಯಸ್ಸು	ವಿಳಾಸ
POLO	<input checked="" type="radio"/> ಪುರುಷ <input type="radio"/> ಬಹಿರಂಗಪಡಿಸಲು ಇಚ್ಛಿಸುವುದಿಲ್ಲ <input type="radio"/> ಸ್ತ್ರೀ	29	12 mysore

**Word verification**

328441

Please enter the characters shown above

328441

**Buttons:** Draft, **Submit**, Close, Reset

**Step 7:** A fully filled form will be generated for user verification. If have any corrections, Click on **Edit** option otherwise Proceed to attach annexures.

The screenshot shows a web browser window with the URL <https://serviceonline.gov.in/karnataka/applyPageForm.do>. The page displays a form titled "ಅರ್ಜಿದಾರರ ವಿವರ" (Applicant Details) and "ಕಾರ್ಯಕ್ರಮದ ವಿವರ" (Employment Details). The form fields are as follows:

ಅರ್ಜಿದಾರರ ಹೆಸರು:	Kavya G D
ಯಾವ ಕೆಲವು ಪ್ರದರ್ಶನ ಮಾಯತ್ರಿ:	bharatanatyam
ಸಂಸ್ಥೆಯ ಹೆಸರು:	Kalavida
ಪೋಸ್ಟಲ್ ಸಂಖ್ಯೆ:	9787978789
hidden of dob:	18-07-1994

**ಕಾರ್ಯಕ್ರಮದ ವಿವರ**

ಕಾರ್ಯಕ್ರಮದ ಸ್ಥಳ:	Bangalore
ಕಾರ್ಯಕ್ರಮದ ಪ್ರಾರಂಭ ದಿನಾಂಕ:	20/05/2021
ಅನ್ವಯಿಸಿರುವ ಸಂಸ್ಥೆಯ ಹೆಸರು:	SPB
ಕಾರ್ಯಕ್ರಮ ಮುಕ್ತಾಯ ದಿನಾಂಕ:	28/05/2021

**ವಿಳಾಸ**

ವಿಳಾಸ ಸಾಲು 1:	18 cross marenahalli
ವಿಳಾಸ ಸಾಲು 1:	SPB, Bangalore
ದೇಶ:	India
ದೇಶ:	India
ರಾಜ್ಯ:	KARNATAKA
ರಾಜ್ಯ:	KARNATAKA
ಜಿಲ್ಲೆ:	BENGALURU URBAN

**Step 8 :** Click on **Attach annexures**

The screenshot shows the same web browser window. The form displays the following details:

ಪ್ರಯೋಗ ಮಾಡುವ ಸಾಹಿತಿ ಕಲಾವಿದರ ಒಟ್ಟು ಸಂಖ್ಯೆ:	1
ಪ್ರಯೋಗದ ದಿನಾಂಕ:	12/06/2021
ಎಲ್ಲೆಡೆ:	Mysore
ಹಿಂದಿರುವ ದಿನಾಂಕ:	28/06/2021
ಎಲ್ಲೆಗೆ:	bangalore

**ಪ್ರಯೋಗಿಸುವವರ ವಿವರ**

**ಪ್ರಯೋಗಿಸುವವರ ವಿವರಗಳು**

ಹೆಸರು	ಲಿಂಗ	ಪಯಸ್ಸು	ವಿಳಾಸ
POLO	ಪುರುಷ	29	12 mysore

**Additional Details**

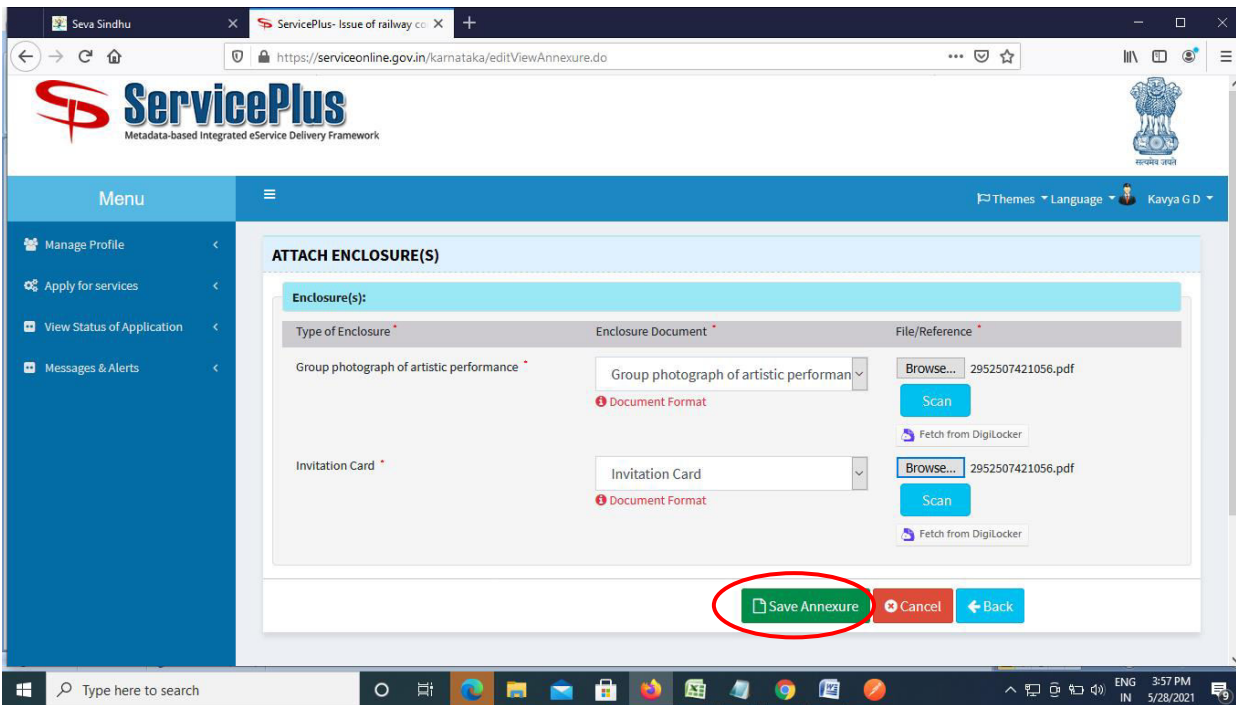
Apply to the Office: Office of Assistant Director( DISTRICT - BENGALURU URBAN )

Draft Reference No: Draft\_KC001S/2021/00010

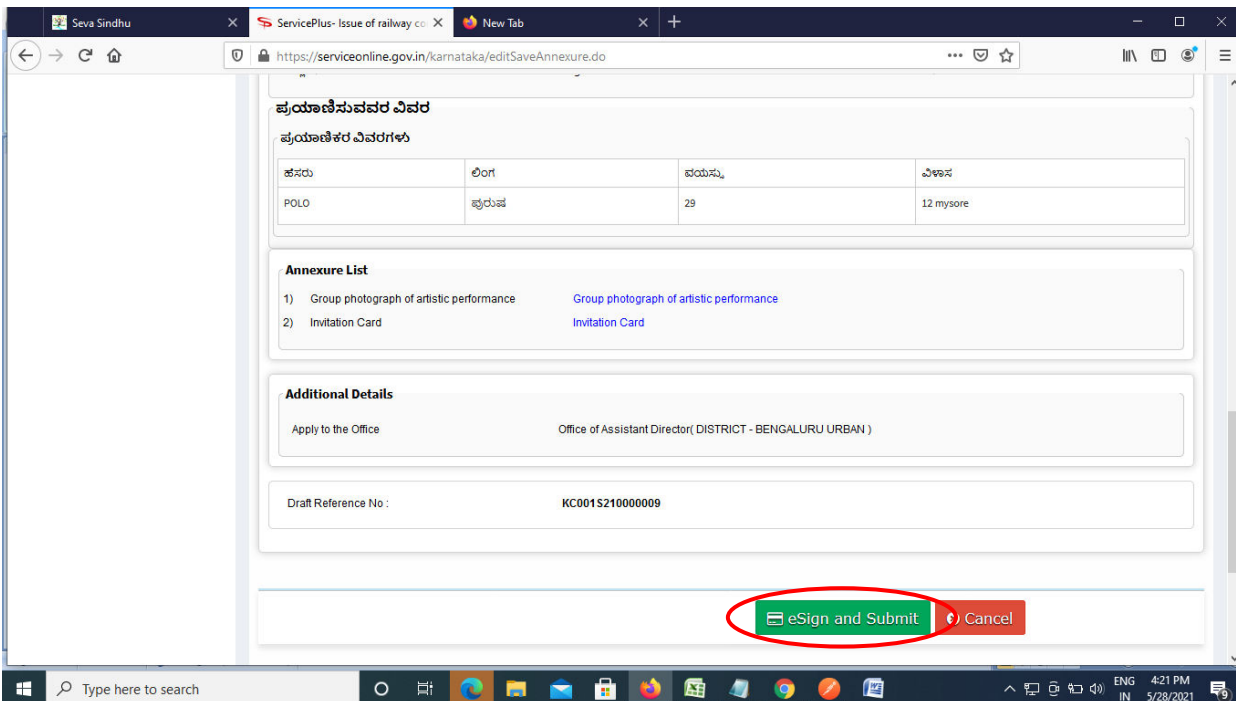
28/5/2021 03:56:20 IST <http://serviceonline.gov.in/karnataka>

Buttons: **Attach Annexure** (highlighted with a red circle), **Edit**, **Cancel**, **Click here to initiate new application**

**Step 9:** Attach the annexures and click on save annexures

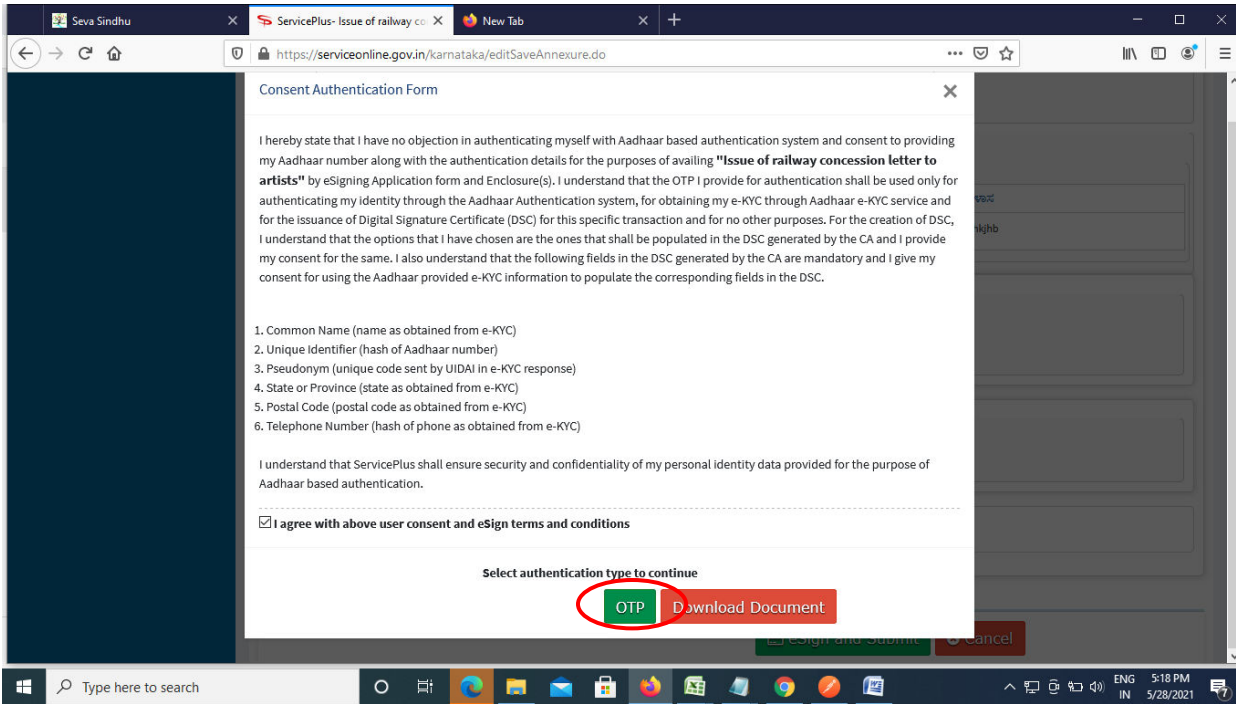


**Step 10 :** Saved annexures will be displayed and click on eSign&Submit to proceed.

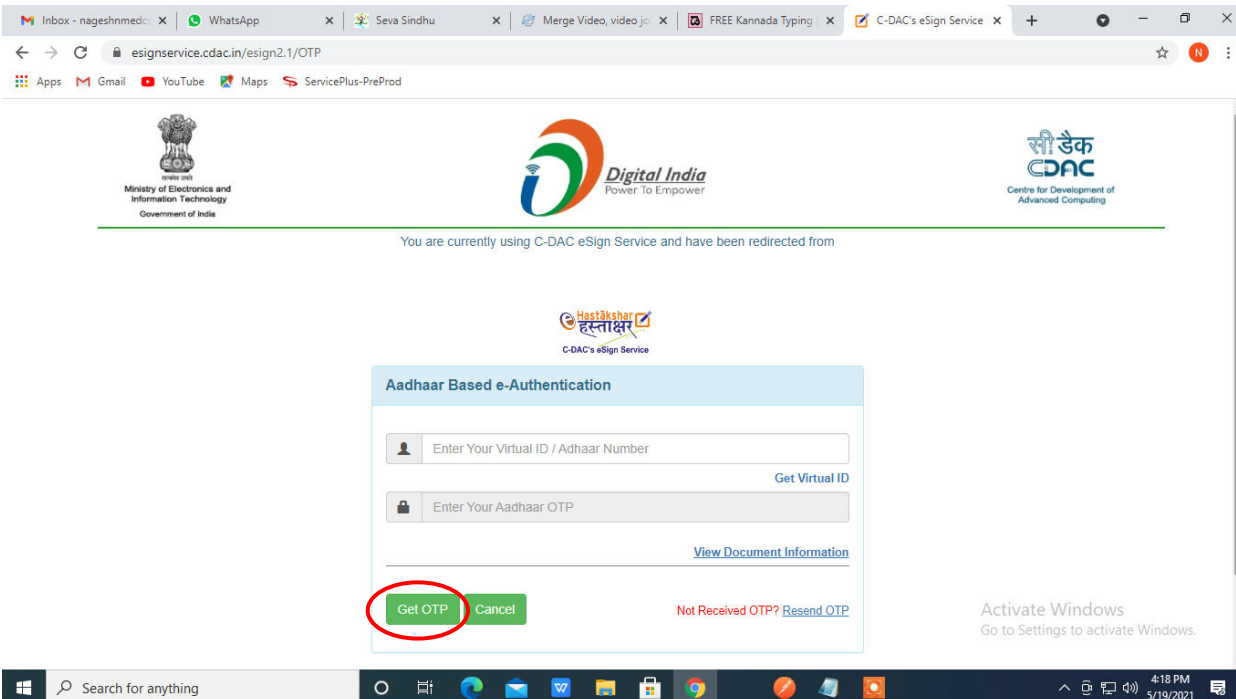




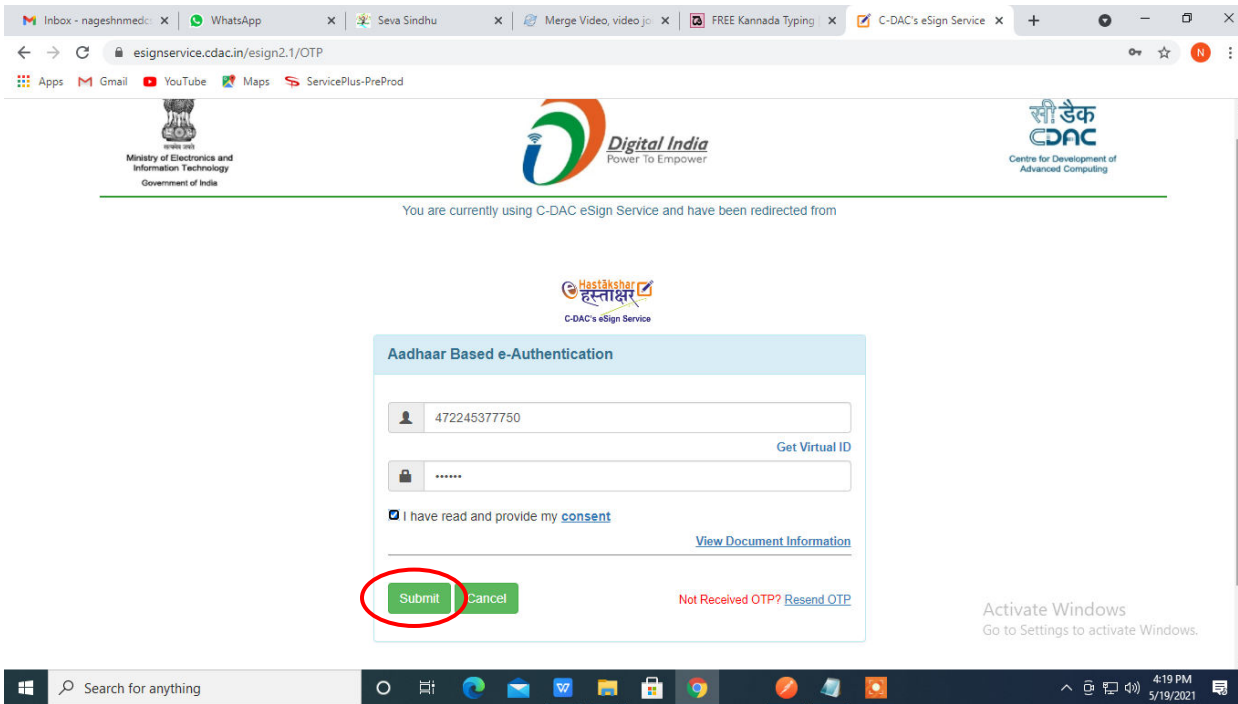
**Step 11 :** Click on I agree with above user consent and eSign terms and conditions and Select authentication type to continue and click on **OTP**.



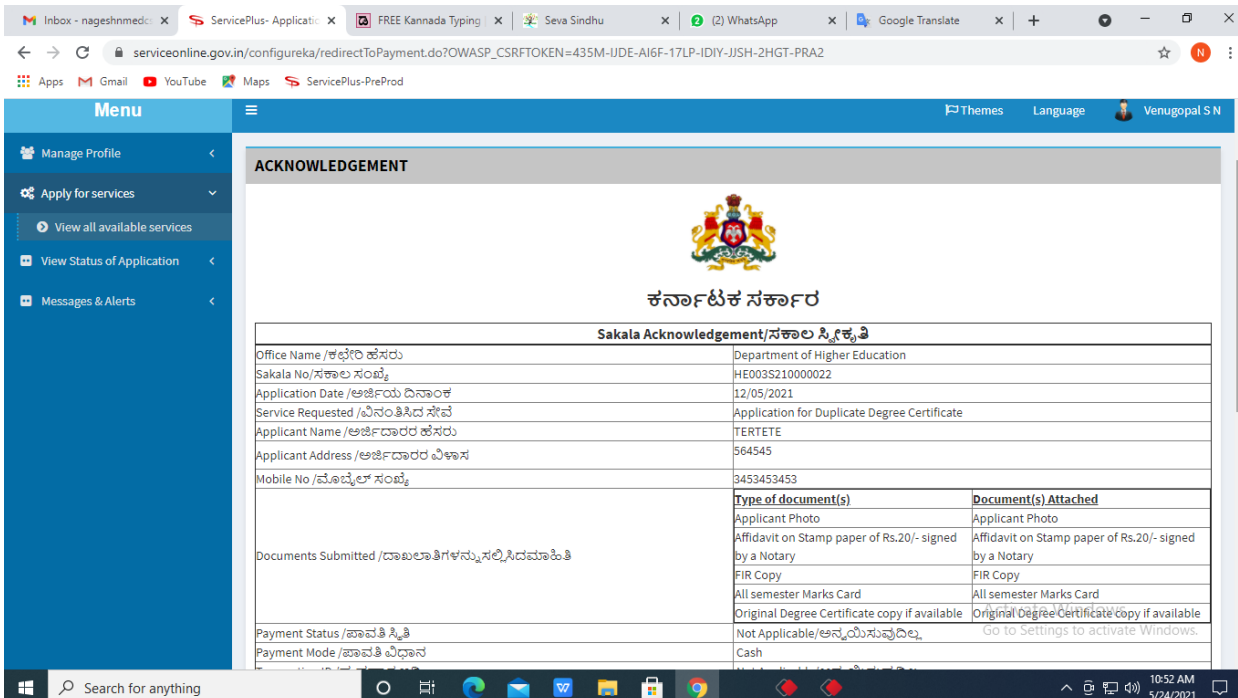
**Step 12 :** Enter Aadhar Number and click on get OTP



### Step 13 :Enter OTP and click on Submit



### Step 14 :After submission, acknowledgement will be generated. Acknowledgment consists of applicant details, application details and the payment details for applicant's reference



**Step 15 :** To download the certificate, go to the [sevasindhu.karnataka.gov.in](http://sevasindhu.karnataka.gov.in) and click on **Registered Users Login Here**

The screenshot shows the homepage of the Seva Sindhu portal. At the top, there are navigation links for 'User Manual' and 'Video Manual'. Below that, a call center number is displayed: '8088304855/ 6361799796 /9380204364 / 9380206704 - 9AM TO 6PM (Except Government Holidays)'. The main navigation area features three prominent buttons: 'RAISE YOUR COMPLAINT' (green), 'NEW USERS REGISTER HERE' (blue), and 'REGISTERED USERS LOGIN HERE' (teal), which is circled in red. Below these are sections for 'CHECK YOUR APPLICATION STATUS FOR REVENUE DEPARTMENT' with an input field for the application number, and 'NUMBER OF TRANSACTIONS' showing '11085456'. A 'WHAT'S NEW' section lists recent updates. The footer includes a visitor count of 38879668 and a site map link.

**Step 16 :** Once the login page is open, enter your username, password/OTP, captcha and click on **Submit**.

The screenshot shows the login page of the Seva Sindhu portal. The page is titled 'ಸೇವಾ ಸಿಂಧು SEVA SINDHU' and features a tree logo with the motto 'ಸೇವಾ ಸಂಧು'. The main content area is divided into two columns: 'Apply for Service' and 'Check Your Application Status'. The 'Apply for Service' column contains a form with fields for a phone number (9611106670), a password, a 'Get OTP' button, a captcha (552319), and a 'Type here' field. A 'Submit' button is circled in red. Below the form are links for 'Forgot Password', 'New user ? Register here', and 'Know Your Eligibility'. The 'Check Your Application Status' column has dropdown menus for 'Select Department' and 'Select Service', an 'Enter your Application ID' field, and a 'Check Status Now' button. The footer includes '© All Rights Reserved' and 'Powered by SERVICEPLUS'.



**Step 17** :Click on **View Status of Application** --> **Track application status**. Enter Application Reference Number (you can refer to Acknowledgment/SMS to get Application Reference Number) and click on **Get Data**.

The screenshot shows the ServicePlus web application interface. The browser address bar displays `serviceonline.gov.in/karnataka/citizenServiceList.do`. The page title is "View Status Of Application / Track Application Status". The "From Date" is set to 24/03/2021 and the "To Date" is 24/05/2021. The "App Ref No." is entered as ES002S210000027. A green "Get Data" button is circled in red. The footer includes logos for the Ministry of Panchayati Raj, Digital India, data.gov.in, and PMINDIA.

**Step 18** : Check Current Status of the application. If it is delivered, Click on **Delivered**.

The screenshot shows the ServicePlus web application interface. The browser address bar displays `serviceonline.gov.in/karnataka/applicationTrackStatus.do`. The page title is "View Status Of Application / Track Application Status". The "From Date" is set to 24/03/2021 and the "To Date" is 24/05/2021. The "App Ref No." is entered as ES002S210000027. A green "Get Data" button is visible. Below the form, there is a table with the following data:

SNo	Service Name	Application Reference No	Submission Date	Due Date	Current Status
1	Application for Death Certificate	ES002S210000027	20/05/2021	21/05/2021	Delivered

The "Delivered" status in the table is circled in red. The page also shows "Showing 1 to 1 of 1 entries" and navigation buttons for "First", "Previous", "Next", and "Last".

